












Display and information codes

The meter is fitted with an easily readable LCD-display including 9 digits, a field for measuring units and an information field with info codes. The three rightmost digits can be used to indicate decimals. Flow can be displayed by activating the fingertouch  button to the right of the display.

The display layout is shown in the figure below:



Info code	Icon/symbol	Meaning
FLOW		The three segments will switch on alternately, to indicate water flow in the meter
REVERSE FLOW		An arrow appears if there is reverse flow
LEAK		Symbol is flashing if the water has not been stagnant in the meter during the past 24 hours. This may be a sign of a leaky faucet or toilet.
BURST		Symbol is flashing if the water flow has exceeded a pre-programmed limit for a minimum of 30 minutes, which is a sign of a pipe breakage
DRY		Symbol is flashing if the meter is not water-filled
TAMPER		Icon appears by attempt of fraud. The meter is no longer valid for billing purposes
BATTERY		Icon appears when the expected capacity left is 6 months
ACTIVE METER INDICATION		A small flashing square indicates that the meter is active
METER ADJUSTMENT	A B	This info code will appear If the meter has been dismantled, tested and the basic flow measurement has been adjusted
RADIO OFF		Symbol is flashing if the meter is still in transport mode with the built-in radio transmitter turned off. The transmitter turns on automatically when the first ¼ gallon of water has run through the meter
VOLUME AND FLOW UNIT	GPM Gal ft³ L/h m³	Showing the configured volume unit. (Note! 'GPM' icon flashes continuously when the meter is set up to Imperial gallon)

Information codes 'LEAK', 'BURST', 'DRY' and 'REVERSE' switch off automatically, when the conditions that activated them no longer exist. In other words, 'LEAK' disappears when the water is stagnant; 'BURST' disappears when the consumption falls to normal level; 'REVERSE' disappears when the water no longer flows in the wrong direction; and 'DRY' disappears when the meter again is filled with water.